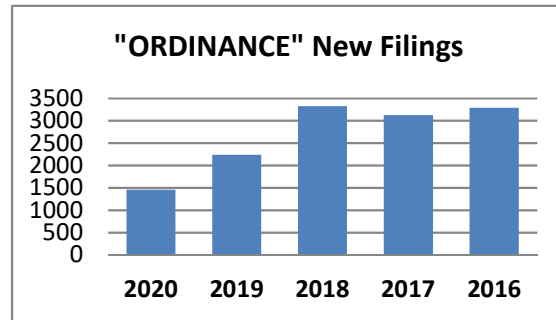


## 51st District Court August Filing Trends 2020-2016

### ORDINANCE NEW FILINGS by Year

AUG	2020	2019	2018	2017	2016
OM	104	126	174	218	152
OD	57	64	64	55	69
OI	864	1489	2120	2126	2425
OT	233	222	276	260	282
OK/ON	197	334	689	466	360
<b>TOTALS</b>	<b>1455</b>	<b>2235</b>	<b>3323</b>	<b>3125</b>	<b>3288</b>

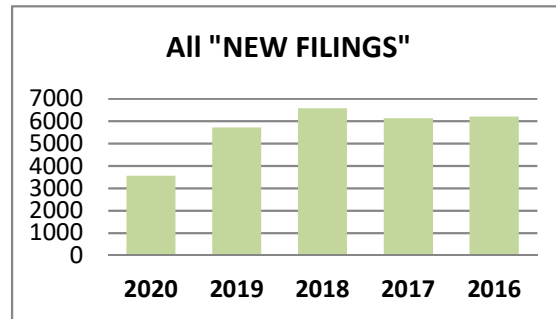
\*This graph only counts new ordinance ticket filings



### NEW FILINGS by Year

AUG	2020	2019	2018	2017	2016
Criminal	350	538	441	504	380
Traffic	1515	2305	2825	2818	3110
Non-Traffic	281	444	867	615	532
Civil	1412	2438	2453	2201	2188
<b>TOTALS</b>	<b>3558</b>	<b>5725</b>	<b>6586</b>	<b>6138</b>	<b>6210</b>

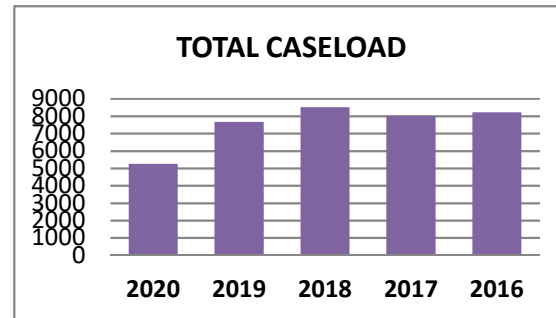
\*This graph depicts all new filings



### TOTAL CASELOAD by Year

AUG	2020	2019	2018	2017	2016
Criminal	600	905	798	878	715
Traffic	1959	2846	3458	3512	3960
Non-Traffic	335	528	977	699	623
Civil	2359	3389	3278	2923	2928
<b>TOTALS</b>	<b>5253</b>	<b>7668</b>	<b>8511</b>	<b>8012</b>	<b>8226</b>

\*This graph includes beginning pending cases, new filings and cases that have been reopened



**OM-** Ordinance Misdemeanor Criminal. All nontraffic misdemeanor offenses issues under local ordinance ex: Assault & Battery, Retail Fraud.

**OD-** Ordinance Misdemeanor Drunk Driving offenses issued under local ordinance.

**OI-** Ordinance Civil Infraction Traffic offenses issued under ordinance ex: Speeding, Fail to Yield.

**OT-** Ordinance Misdemeanor Traffic offenses issued under ordinance (except drunk driving) ex: Drove While License Suspended, No Operators License on Person.

**OK-** Ordinance Parking Citations

**ON-** Ordinance Nontraffic civil infractions ex: Storage & Building Violations