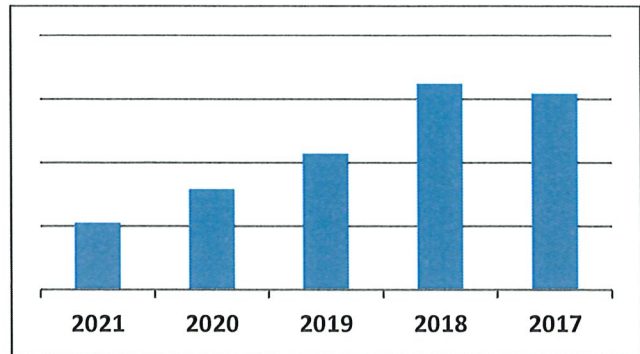


APRIL 2021: Filing Trends

ORDINANCE NEW FILINGS (ONF)

APRIL	2021	2020	2019	2018	2017
OM	34	52	56	80	88
OD	21	18	33	35	30
OI	311	512	735	1099	1054
OT	81	101	121	147	138
OK/ON	78	107	124	259	232
TOTALS	525	790	1069	1620	1542

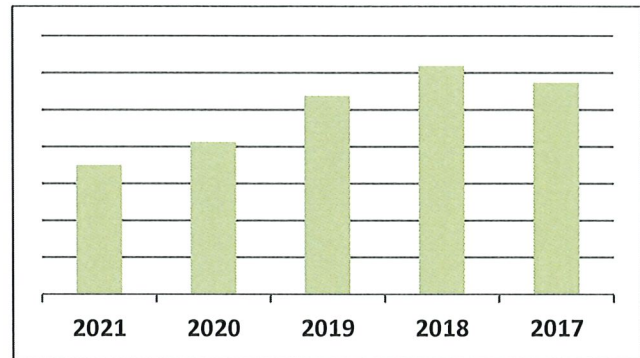
*This graph depicts new ordinance filings only



NEW FILINGS (NF)

APRIL	2021	2020	2019	2018	2017
Criminal	157	173	201	181	219
Traffic	537	813	1103	1464	1402
NT	87	126	133	277	241
Civil	966	950	1249	1167	1001
TOTALS	1747	2062	2686	3089	2863

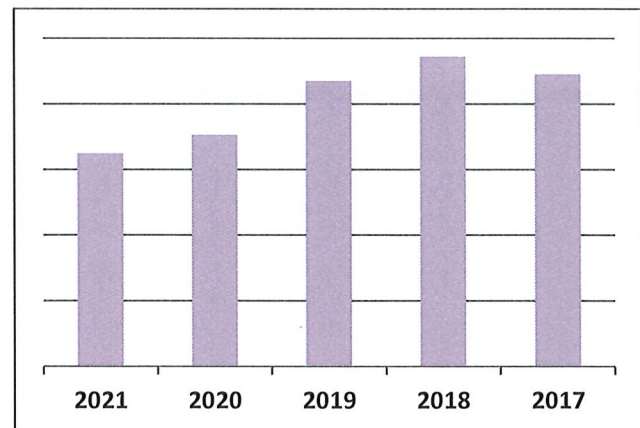
*This graph depicts new filings for all case types



TOTAL CASELOAD (TC)

APRIL	2021	2020	2019	2018	2017
Criminal	434	331	444	391	460
Traffic	972	1136	1500	1966	1968
NT	137	171	210	378	318
Civil	1698	1886	2191	1984	1705
TOTALS	3241	3524	4345	4719	4451

*This graph includes beginning pending cases, new filings and cases that have been reopened



OM- Ordinance Misdemeanor Criminal. All nontraffic misdemeanor offenses issues under local ordinance ex: Retail Fraud

OD- Ordinance Misdemeanor Drunk Driving offenses issued under ordinance.

OI- Ordinance Civil Infraction Traffic offenses issued under ordinance ex: Speeding

OT- Ordinance Misdemeanor Traffic offenses issued under ordinance (except drunk driving)
ex: Drove While License Suspended

OK- Ordinance Parking Citations / **ON-** Ordinance Nontraffic civil infractions ex: Storage Violation