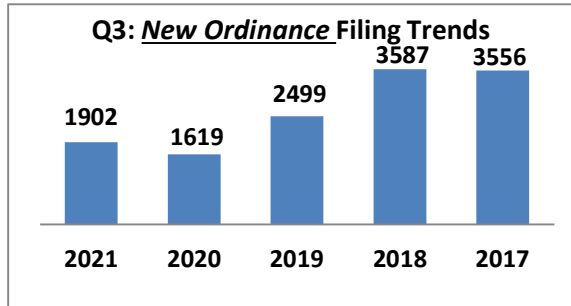


Q3: 2021 Caseload & Financial Trend Review

ORDINANCE NEW FILINGS by Year

Q3	2021	2020	2019	2018	2017
OM	40	117	145	192	245
OD	51	64	72	72	66
OI	1306	964	1660	2279	2415
OT	261	259	245	305	305
OK/ON	244	215	377	739	525
TOTALS	1902	1619	2499	3587	3556

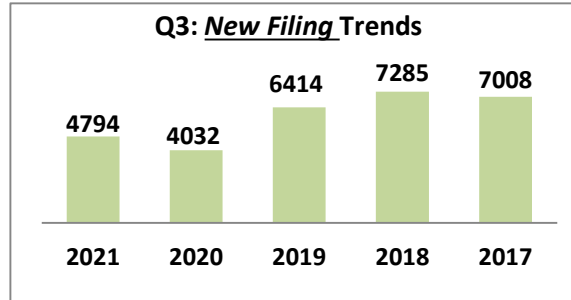
*Depicts all new ordinance ticket filings



NEW FILINGS by Year

Q3	2021	2020	2019	2018	2017
Criminal	407	409	597	499	566
Traffic	1903	1682	2550	3070	3201
Non-Traffic	417	311	488	920	693
Civil	2067	1630	2779	2796	2548
TOTALS	4794	4032	6414	7285	7008

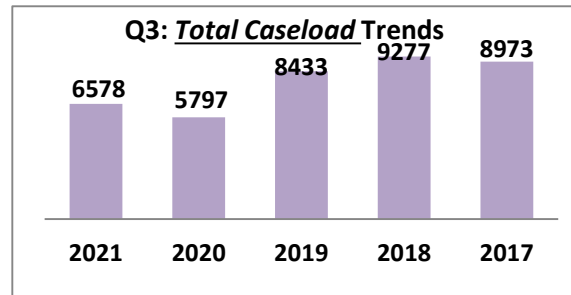
*Depicts all new filings through September



TOTAL CASELOAD by Year

Q3	2021	2020	2019	2018	2017
Criminal	790	686	1000	891	987
Traffic	2491	2161	3123	3730	3932
Non-Traffic	479	371	575	1034	778
Civil	2818	2579	3735	3622	3276
TOTALS	6578	5797	8433	9277	8973

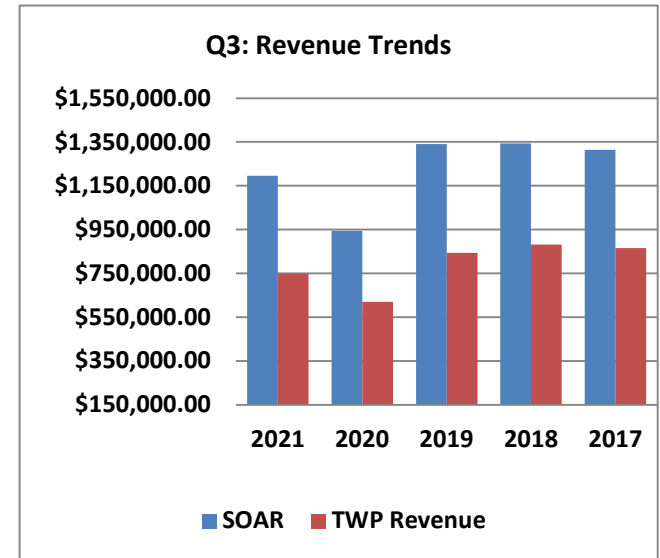
*This graph includes beginning pending cases, new filings & cases that have been reopened through September



Q3	Sum of all Receipts	Township Revenue
2021	\$1,195,284.07	\$748,826.23
2020	\$944,868.69	\$619,457.96
2019	\$1,340,629.60	\$843,044.01
2018	\$1,343,340.18	\$881,950.60
2017	\$1,313,467.22	\$865,284.64

*Sum of all Receipts is the total amount of money the Court has received

*Township Revenue is money the Court has collected on behalf of its Funding Unit and has transmitted back to the Township



- OM-** Ordinance Misdemeanor Criminal. All nontraffic misdemeanor offenses issues under local ordinance ex: Retail Fraud
- OD-** Ordinance Misdemeanor Drunk Driving offenses issued under ordinance.
- OI-** Ordinance Civil Infraction Traffic offenses issued under ordinance
- OT-** Ordinance Misdemeanor Traffic offenses issued under ordinance (except drunk driving) ex: Drove While License Suspended
- OK-** Ordinance Parking Citations / **ON-** Ordinance Nontraffic civil infractions ex: Storage Violation

