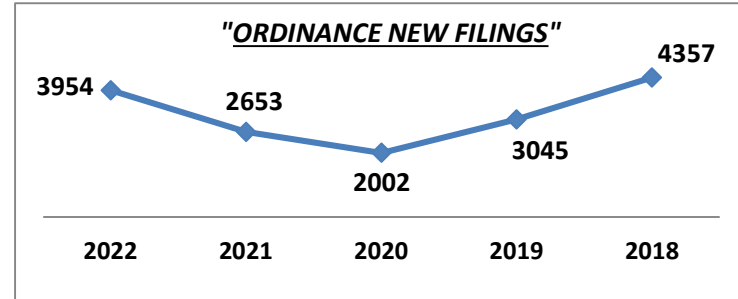


D51: Filing Trend Comparison through November

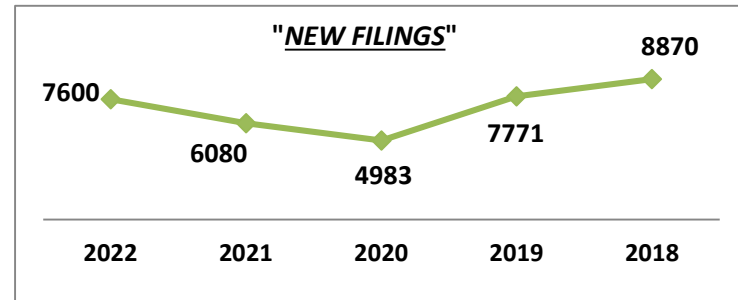
ORDINANCE NEW FILINGS by Year through November					
NOV	2022	2021	2020	2019	2018
OM	126	132	139	158	242
OD	38	58	84	87	85
OI	3041	1792	1173	2028	2754
OT	400	343	318	312	390
OK/ON	349	328	288	460	886
TOTALS	3954	2653	2002	3045	4357

*Depicts all new ordinance ticket filings through November



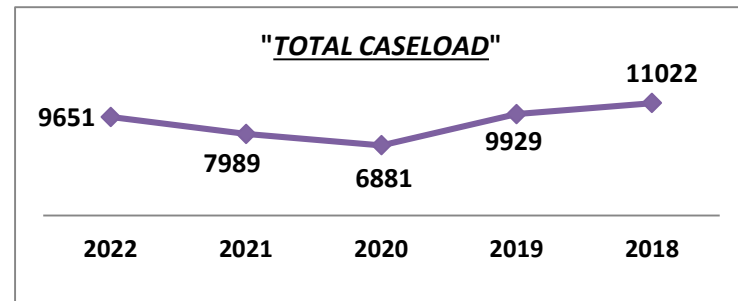
NEW FILINGS by Year through November					
NOV	2022	2021	2020	2019	2018
Criminal	504	504	492	684	608
Traffic	4044	2554	2036	3096	3708
Non-Traffic	462	512	391	580	1072
Civil	2590	2510	2064	3411	3482
TOTALS	7600	6080	4983	7771	8870

*Depicts all new filings through November



TOTAL CASELOAD by Year through November					
NOV	2022	2021	2020	2019	2018
Criminal	936	946	829	1151	1070
Traffic	4848	3199	2570	3726	4443
Non-Traffic	551	578	464	677	1195
Civil	3316	3266	3018	4375	4314
TOTALS	9651	7989	6881	9929	11022

*This graph includes beginning pending cases, new filings and cases which have been reopened through November



OM- Ordinance Misdemeanor Criminal. All nontraffic misdemeanor offenses issues under local ordinance ex: Retail Fraud, Disorderly Person

OD- Ordinance Misdemeanor Drunk Driving offenses issued under ordinance.

OI- Ordinance Civil Infraction Traffic offenses issued under ordinance

OT- Ordinance Misdemeanor Traffic offenses issued under ordinance (except drunk driving) ex: Drove While License Suspended

OK- Ordinance Parking Citations / **ON-** Ordinance Nontraffic civil infractions ex: Storage Violation