

**51st District Court  
Caseload and Financial Trend Review  
2022-2018**

**ORDINANCE NEW FILINGS by Year**

Q4	2022	2021	2020	2019	2018
OM	131	137	154	164	254
OD	43	63	88	99	92
OI	3286	1968	1246	2141	2922
OT	428	370	346	337	424
OK/ON	416	371	319	497	938
<b>TOTALS</b>	<b>4304</b>	<b>2909</b>	<b>2153</b>	<b>3238</b>	<b>4630</b>

\*This graph only counts new ordinance ticket filings

**NEW FILINGS by Year**

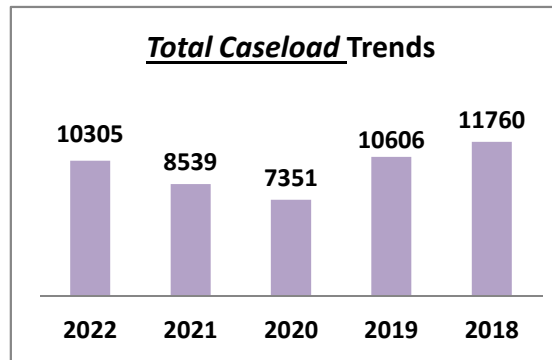
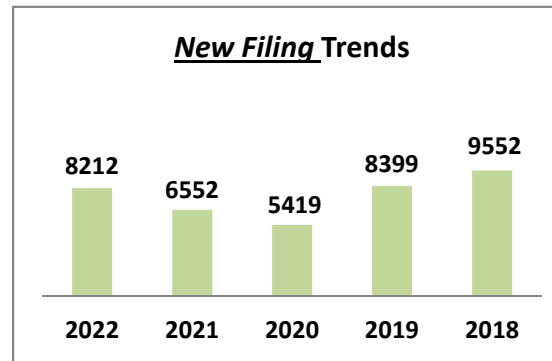
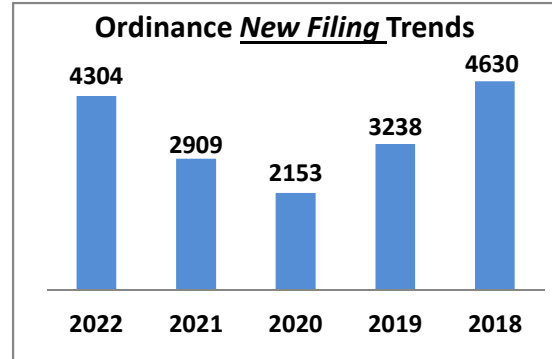
Q4	2022	2021	2020	2019	2018
Criminal	544	545	532	721	644
Traffic	4364	2785	2168	3324	3940
NT	531	555	418	618	1124
Civil	2773	2667	2301	3736	3844
<b>TOTALS</b>	<b>8212</b>	<b>6552</b>	<b>5419</b>	<b>8399</b>	<b>9552</b>

\*This graph depicts all new filings

**TOTAL CASELOAD by Year**

Q4	2022	2021	2020	2019	2018
Criminal	997	1021	887	1212	1130
Traffic	5184	3474	2718	3975	4701
NT	622	620	489	716	1249
Civil	3502	3424	3257	4703	4680
<b>TOTALS</b>	<b>10305</b>	<b>8539</b>	<b>7351</b>	<b>10606</b>	<b>11760</b>

\*This graph includes beginning pending cases, new filings & reopened cases



Q4	Sum of all Receipts	Township Revenue
2022	\$1,488,586.20	\$934,993.11
2021	\$1,563,059.10	\$955,160.05
2020	\$1,248,315.49	\$810,394.00
2019	\$1,719,036.08	\$1,080,560.04
2018	\$1,741,214.95	\$1,141,677.49

\*Sum of all Receipts is the total amount of money the Court has received

\*Township Revenue is money the Court has collected on behalf of its Funding Unit and has transmitted back to the Township

